

# ACCU-PULSE I Pulsation Dampeners

Chargeable / Plastic / Dome Top



- remove pulsating flows from positive displacement pumps
- increase system efficiency and pump life
- decrease maintenance and costs
- protect pipes, meters, instruments, valves, gaskets and seals from pulsation and vibration
- ensure meter accuracy, longevity and repeatability
- reduce pressure fluctuations and diaphragm wear
- prevent foaming and splashing

## FEATURES

- lightweight, compact design
- 150 psi rating
- extensive range of materials
- easy in-line maintenance
- 2 year warranty

## Technical Data

**Unit Capacity:** 10 CU In **Weight:** 1 pound

**Air Control:** Gas Fill Valve

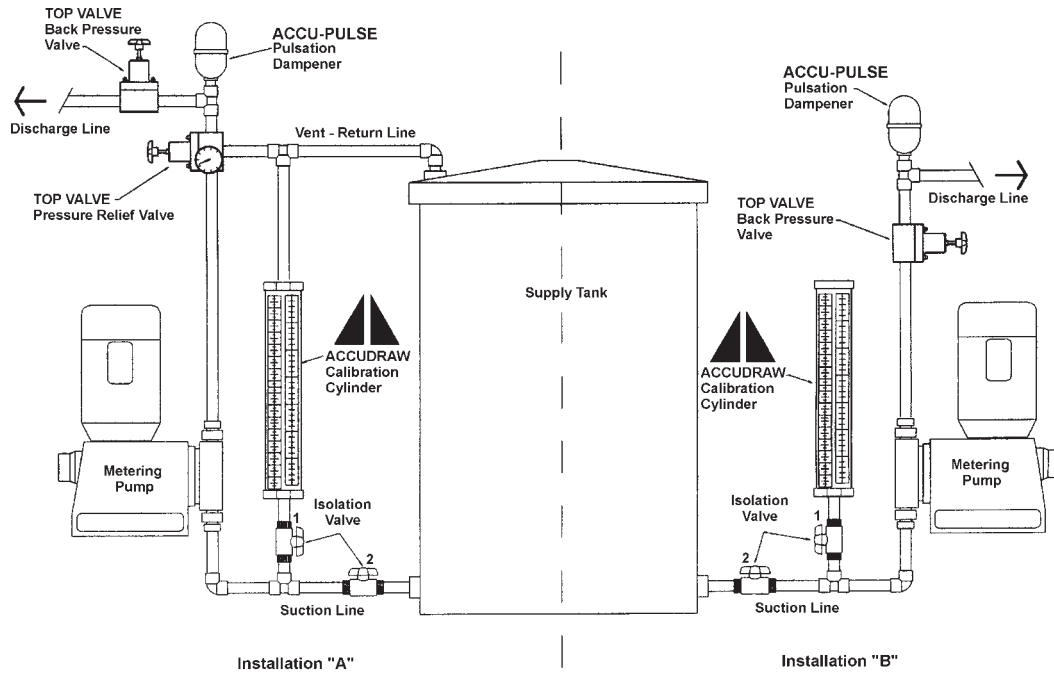
**Inlet Port:** 1/2" NPTF , optional 3/8" NPTF

**Pressure Limit:** 150 psi at 70° F \*\*

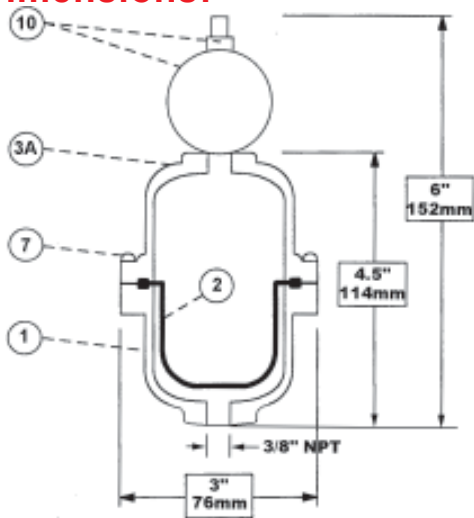
**Shell Materials:** Polypropylene, PVC, PVDF

**Elastomers:** Neoprene, Buna-N, EPDM, Viton, Hypalon, Teflon

**\*\*Caution:** Temperature and pressure affect the strength and chemical resistance of plastic and rubber.



## Dimensions:



## Parts Description:

Item	Part #	Qty	Description	Material
1	1010-28-^	1	Wetted Housing	PVC
	P1000-28-^		Wetted Housing	GF Polypropylene
	K1000-28-^		Wetted Housing	PVDF
	10X-050		Wetted Housing	CPVC
2	1000-25	1	Bladder	Neoprene
	1000-28		Bladder	EPDM
	1000-29		Bladder	Buna-N
	1000-30		Bladder	Hypalon
	1000-31		Bladder	Viton
	1000-55		Bladder	Aflas
	P1000-10		Bladder (PVC & PP)	Teflon
K1000-10		Bladder (PVDF)	Teflon	
3A	1010-24	1	NonWetted Housing	PVC
	P1000-24		NonWetted Housing	GF Polypropylene
	K1000-24		NonWetted Housing	PVDF
	10X-024		NonWetted Housing	CPVC
7	1000-43	6	Fastener Assembly	S/S ( Set of 6 )
10	1000-58	1	Chargeable Air Assembly	Plastic, Brass, S/S

^ add suffix -0 for units with 3/8" connections  
^ add suffix -1 for units with 1/2" connections  
⊕ Recommended Spare Parts

# ACCU-PULSE II Pulsation Dampeners

Chargeable / Plastic / Dome Top



- remove pulsating flows from positive displacement pumps
- increase system efficiency and pump life
- decrease maintenance and costs
- protect pipes, meters, instruments, valves, gaskets and seals from pulsation and vibration
- ensure meter accuracy, longevity and repeatability
- reduce pressure fluctuations and diaphragm wear
- prevent foaming and splashing

## FEATURES

- lightweight, compact design
- 150 psi rating
- extensive range of materials
- easy in-line maintenance
- 2 year warranty

## Technical Data

**Unit Capacity:** 85 CU In **Weight:** 6-7 pounds

**Air Control:** Gas Fill Valve

**Inlet Port:** 3/4" NPTF, optional 1" NPTF

**Pressure Limit:** 150 psi at 70° F \*\*

**Shell Materials:** Polypropylene, PVC, PVDF

**Elastomers:** Neoprene, Buna-N, EPDM, Viton, Hypalon, Teflon

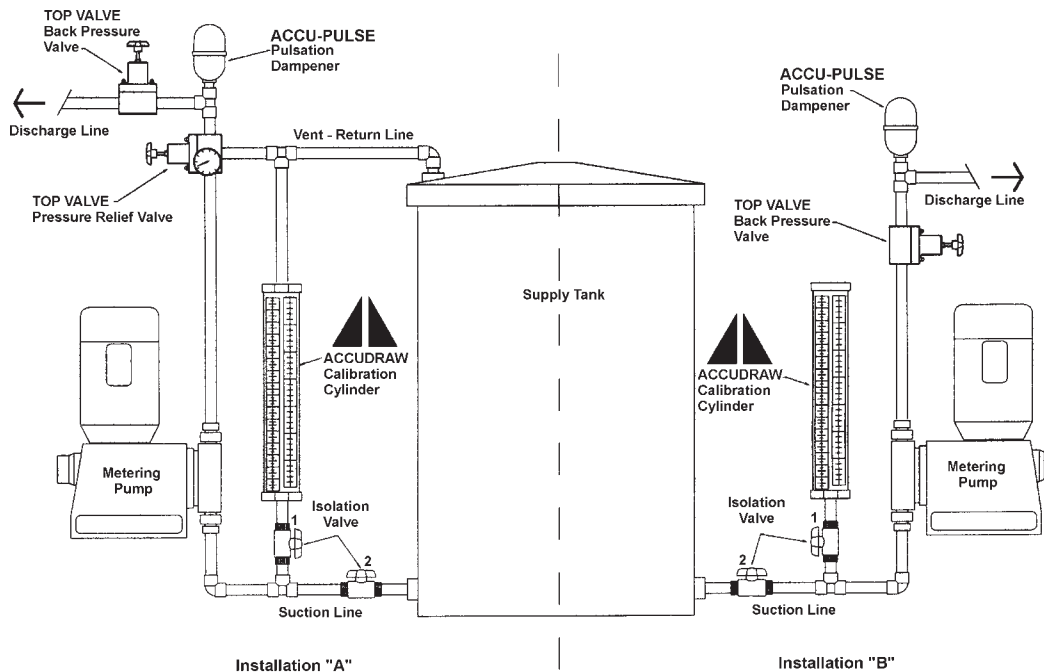
**\*\*Caution:** Temperature and pressure affect the strength and chemical resistance of plastic and rubber.

# ACCU-PULSE II Pulsation Dampeners

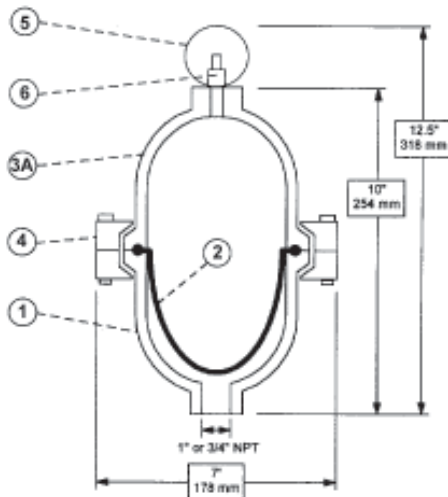
## Operation:

ACCU-Pulse pulsation dampeners operate on the principal that volume is inversely proportional to pressure. Compressed air or gas is introduced into the top section of ACCU-Pulse to a specified pressure that must be lower than the pump's discharge pressure. When a pump or valve introduces a pulse, fluid enters the dampener and compresses the trapped gas. The fluid remains in the dampener until the system pressure returns to normal, when the valve is reopened or the pump begins its next cycle. The fluid is then pushed back into the system piping as the trapped gas expands. ACCU-Pulse does NOT restrict fluid flow, or increase system pressure. ACCU-Pulse fills the fluid voids and pressure fluctuations created by reciprocating pumps.

## Typical Installations:



## Dimensions:



## Parts Description:

Item	Part #	Qty	Description	Material
1	*311-27-^	1	Wetted Housing	PVC
	*301-27-^		Wetted Housing	GF Polypropylene
	*401-27-^		Wetted Housing	PVDF
⊕ 2	301-25	1	Bladder	Neoprene
	401-28		Bladder	EPDM
	401-29		Bladder	Buna-N
	401-30		Bladder	Hypalon
	401-25		Bladder	Viton
	301-55		Bladder	Aflas
	301-10		Bladder	Teflon
3A	*311-24	1	NonWetted Housing	PVC
	*301-24		NonWetted Housing	GF Polypropylene
4	103-51	1	Ring Band Assy	GF Noryl
⊕ 5	101-33	1	Gauge	Plastic / Brass
⊕ 6	101-70	1	Fill Valve	Brass
^ add suffix -2 for units with 3/4" connections				
^ add suffix -3 for units with 1" connections				
* add suffix T for Wetted & NonWetted Housing with Teflon Bladders				
⊕ Recommended Spare Parts				

# ACCU-PULSE III Pulsation Dampeners

Chargeable / Plastic / Dome Top



- remove pulsating flows from positive displacement pumps
- increase system efficiency and pump life
- decrease maintenance and costs
- protect pipes, meters, instruments, valves, gaskets and seals from pulsation and vibration
- ensure meter accuracy, longevity and repeatability
- reduce pressure fluctuations and diaphragm wear
- prevent foaming and splashing

## FEATURES

- lightweight, compact design
- 300 psi rating
- extensive range of materials
- easy in-line maintenance
- 2 year warranty

## Technical Data

**Unit Capacity:** 370 CU In

**Weight:** 14-17 pounds

**Air Control:** Gas Fill Valve

**Inlet Port:** 2" NPTF

**Pressure Limit:** 150 psi at 70° F \*\*

**Shell Materials:** Polypropylene, PVC, PVDF

**Elastomers:** Neoprene, Buna-N, EPDM, Viton, Hypalon, Teflon

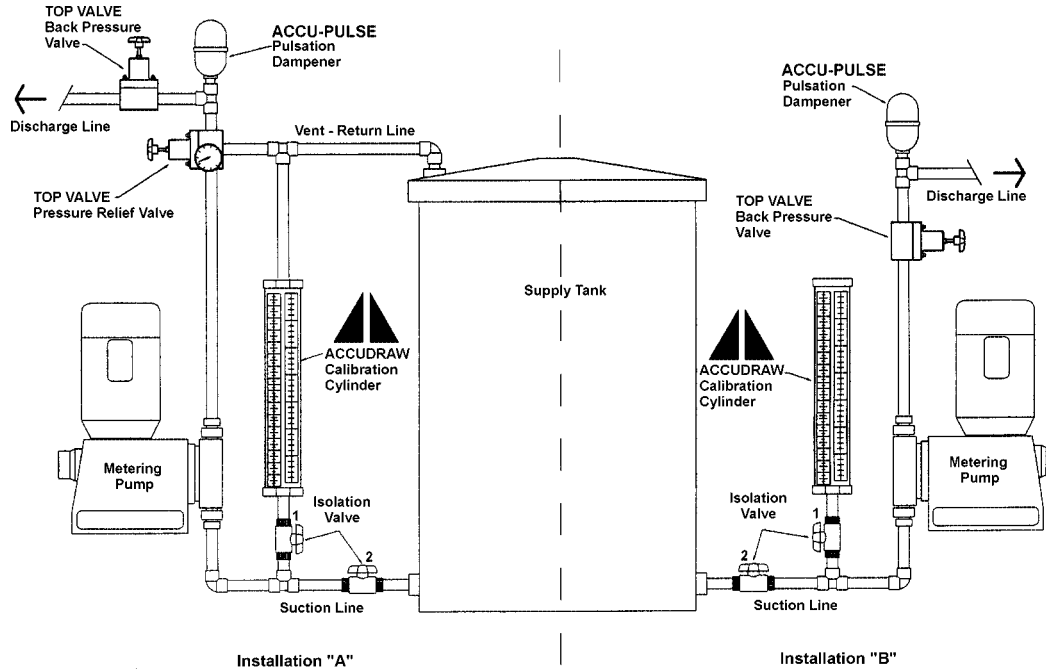
**\*\*Caution:** Temperature and pressure affect the strength and chemical resistance of plastic and rubber.

# ACCU-PULSE III Pulsation Dampeners

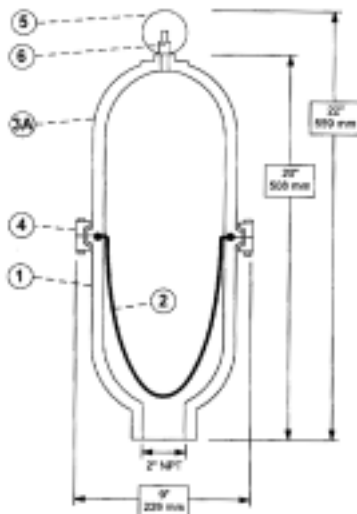
## Operation:

ACCU-Pulse pulsation dampeners operate on the principal that volume is inversely proportional to pressure. Compressed air or gas is introduced into the top section of ACCU-Pulse to a specified pressure that must be lower than the pump's discharge pressure. When a pump or valve introduces a pulse, fluid enters the dampener and compresses the trapped gas. The fluid remains in the dampener until the system pressure returns to normal, when the valve is reopened or the pump begins its next cycle. The fluid is then pushed back into the system piping as the trapped gas expands. ACCU-Pulse does NOT restrict fluid flow, or increase system pressure. ACCU-Pulse fills the fluid voids and pressure fluctuations created by reciprocating pumps.

## Typical Installations:



## Dimensions:



## Parts Description:

Item	Part #	Qty	Description	Material
1	111-27	1	Wetted Housing	PVC
	101-27		Wetted Housing	GF Polypropylene
	201-27-^		Wetted Housing	PVDF
⊕ 2	101-25	1	Bladder	Neoprene
	201-28		Bladder	EPDM
	201-29		Bladder	Buna-N
	201-30		Bladder	Hypalon
	201-25		Bladder	Viton
	101-55		Bladder	Aflas
	101-10		Bladder	Teflon
3A	111-24	1	NonWetted Housing	PVC
	101-24^^		NonWetted Housing	GF Polypropylene
4	105-26	1	Ring Band Assembly	GF Noryl
⊕ 5	101-33	1	Gauge	Plastic / Brass
⊕ 6	101-70	1	Fill Valve	Brass

^ add suffix for Wetted Housing and Teflon Bladder APIIIF only  
^^ used with Polypropylene and PVDF units  
⊕ Recommended Spare Parts

Distributed By:



New South Wales and  
Australian Capital Territory  
+61 2 4350 8200

Victoria  
+61 3 9325 3900

Northern Territory and  
South Australia  
+61 8 8374 7800

Western Australia  
+61 8 9412 6100

Queensland  
+61 7 3802 9500

sales@trility.com.au

Tasmania  
+61 3 6391 7300